



PLANNING AND REGULATORY COMMITTEE MEETING

AGENDA

24 SEPTEMBER 2019

Your attendance is required at a meeting of the Planning and Regulatory Committee to be held in the Council Chambers, 232 Bolsover Street, Rockhampton on 24 September 2019 commencing at 9.00am for transaction of the enclosed business.

A handwritten signature in black ink, appearing to be "C.P.", written in a cursive style.

CHIEF EXECUTIVE OFFICER
17 September 2019

Next Meeting Date: 08.10.19

Please note:

In accordance with the *Local Government Regulation 2012*, please be advised that all discussion held during the meeting is recorded for the purpose of verifying the minutes. This will include any discussion involving a Councillor, staff member or a member of the public.

TABLE OF CONTENTS

ITEM	SUBJECT	PAGE NO
1	OPENING.....	1
2	PRESENT	1
3	APOLOGIES AND LEAVE OF ABSENCE	1
4	CONFIRMATION OF MINUTES.....	1
5	DECLARATIONS OF INTEREST IN MATTERS ON THE AGENDA	1
6	BUSINESS OUTSTANDING	2
	NIL	2
7	PUBLIC FORUMS/DEPUTATIONS	3
	NIL	3
8	OFFICERS' REPORTS	4
8.1	DEER MANAGEMENT	4
8.2	MONTHLY OPERATIONS REPORT FOR PLANNING & REGULATORY SERVICES - AUGUST 2019	7
8.3	DECISIONS UNDER DELEGATION - AUGUST 2019.....	27
9	NOTICES OF MOTION	30
	NIL	30
10	URGENT BUSINESS/QUESTIONS	31
11	CLOSURE OF MEETING.....	32

1 OPENING

2 PRESENT

Members Present:

The Mayor, Councillor M F Strelow
Councillor N K Fisher
Councillor C R Rutherford
Councillor M D Wickerson

In Attendance:

Ms C Worthy – General Manager Community Services (Executive Officer)
Mr E Pardon – Chief Executive Officer

3 APOLOGIES AND LEAVE OF ABSENCE

Councillor Ellen Smith - Leave of Absence from 23 September 2019 to 26 September 2019

4 CONFIRMATION OF MINUTES

Minutes of the Planning and Regulatory Committee held 27 August 2019

5 DECLARATIONS OF INTEREST IN MATTERS ON THE AGENDA

6 BUSINESS OUTSTANDING

Nil

7 PUBLIC FORUMS/DEPUTATIONS

Nil

8 OFFICERS' REPORTS

8.1 DEER MANAGEMENT

File No:	2557
Attachments:	Nil
Authorising Officer:	Colleen Worthy - General Manager Community Services
Author:	Karen Moody - Acting Manager Planning and Regulatory Services

SUMMARY

This report outlines current control actions being undertaken in relation to the Feral Rusa Deer population within the Lakes Creek/Nerimbera area of Rockhampton.

OFFICER'S RECOMMENDATION

THAT Council receives this report relating to the current feral rusa deer control program being conducted in accordance with the *Biosecurity Act 2014* and Councils Biosecurity Plan.

COMMENTARY

A feral rusa deer population has been having increasing impacts on the Rockhampton community, especially in the Lakes Creek/ Nerimbera area of the city.

Council officers have investigated all available control methods to minimise this impact on our community. The most effective solution to this current issue is a combined response of trapping and ground shooting control, coordinated by Council using a nil tenure approach.

As the feral rusa deer are inhabiting land owned by a mixture of private landholders, Council and potentially state, a coordinated nil tenure approach is the best way to ensure effective control is undertaken. Individual landholders acting alone will only push the deer from one area to another, resulting in an expensive, unsuccessful and uncoordinated control program. Individual programs may cause increased impacts on the local community.

Other control options have been explored by Council officers but have been determined to be unviable. Aerial shooting has been excluded due to the proximity of residential areas and there are no registered baiting products to control feral rusa deer. Trapping and sending any trapped animals to the wild venison trade market is unviable as there is no local market to take the animals to.

To take no action or to provide an education only approach is against the requirements of the *Biosecurity Act 2014* (the Act) and Councils Biosecurity Plan. However, education will be undertaken in conjunction with specific control measures.

Council Officers are currently engaging the relevant landholders to conduct a coordinated approach and are sourcing the relevant equipment. Relevant sites for trapping have been determined, and traps will be installed as the equipment is available. Councils officers continue to liaise with external organisation such as Queensland Police Service to ensure all licensing requirements are met to undertake ground control of the feral rusa deer.

Council pest management officers have been monitoring the population of feral rusa deer in the area, with up to 80 individual animals identified in one morning. However, these numbers significantly reduced during the recent bushfires in the area and additional monitoring will be required to ensure that the populations return to the same areas.

In the long term, to allow for easier coordination of feral deer control, Council can consider to develop and draft a Prevention and Control Program under the Act. A Prevention and Control Program can be directed at managing, reducing or eradicating any biosecurity matter in an area that could pose a significant biosecurity risk. This program can allow Council to take action on private land. Council officers will continue to investigate this option, and if viable, Council can approve this program at a later date, in accordance with the Act.

BACKGROUND

There has been a population of feral rusa deer in the Lakes Creek/ Nerimbera area for many years. This population is estimated to be between 100 and 500 animals located on a mixture of private, Rockhampton Regional Council, Queensland Parks and Wildlife and Livingstone Shire Council land.

Feral rusa deer are a public hazard. They stray onto roads and become a traffic hazard, especially early morning or in the evening. There has been several reports of vehicle accidents from feral rusa deer on the Lakes Creek/Emu Park Road in Rockhampton.

Additionally, feral rusa deer impact our environment by causing erosion, fouling water holes, damaging trees through rutting and spreading weed seeds. Feral rusa deer are a vector of disease, which can impact our farming community or industries nearby to the current population.

The Act places obligations on both Council and private landholders to ensure that biosecurity risks are managed within our community. Feral rusa deer are a restricted invasive animal under the Act and must not be moved, fed, given away, sold or released into the environment without a permit. The Act requires a person to take all reasonable and practicable measures to prevent or minimise the risks associated with invasive animals under their control. This is called the General Biosecurity Obligation.

PREVIOUS DECISIONS

This report has been compiled in response to a committee recommendation on the 27 August 21019 that report be provided back to Council within 4 weeks that allows Council to take steps to resolve the feral deer issue.

BUDGET IMPLICATIONS

Budget implications for the proposed actions can be met through the current operational budget for the section.

LEGISLATIVE CONTEXT

Council has a legal obligation under the Act to control restricted matter, including feral rusa deer on Council land.

Council also has an obligation under the Act to enforce the relevant provisions on private landholders, including in relation to the management of feral rusa deer.

LEGAL IMPLICATIONS

Any potential legal implications are being mitigated through Council's collaboration with Internal Legal Unit and Queensland Police Service.

STAFFING IMPLICATIONS

Staffing for the control activities, are generally within the current staffing arrangement. A contractor will be employed to undertake specific control activities as required.

CORPORATE/OPERATIONAL PLAN

Council's Operational Plan 2019-2020 identifies in section 3.1.3.1 targets Council to achieve the strategy outcomes of the Biosecurity Plan. This action will go towards Council meeting this objective of the Operational Plan.

CONCLUSION

Feral rusa deer are currently impacting the Lakes Creek/Nerimbera areas of Rockhampton, and left uncontrolled will continue to have greater impacts on the community.

Council has obligations under the Act to control invasive animal species, including feral rusa deer, on Council land and to enforce the provisions of the Act in relation to invasive animal species, including feral rusa deer on private landholders. Given the spread of the deer over a number of landholders, a coordinated nil tenure approach involving trapping and ground shooting control will achieve the best outcomes for the community.

8.2 MONTHLY OPERATIONS REPORT FOR PLANNING & REGULATORY SERVICES - AUGUST 2019

File No: 1464

Attachments: 1. **Monthly Operations Report for Planning & Regulatory Services - August 2019**[↓](#)

Authorising Officer: Colleen Worthy - General Manager Community Services

Author: Karen Moody - Acting Manager Planning and Regulatory Services

SUMMARY

The Monthly Operations Report for Planning & Regulatory Services for August 2019 is presented for Councillors information.

OFFICER'S RECOMMENDATION

THAT the Planning & Regulatory Services Monthly Operations Report for August 2019 be received'.

COMMENTARY

The monthly operations report for Planning & Regulatory Services is attached for Councils consideration.

The performance information contained within the attached report relates directly to the adopted 2019/2020 Operational Plan Key Performance Indicators.

**MONTHLY OPERATIONS REPORT FOR
PLANNING & REGULATORY
SERVICES - AUGUST 2019**

**Monthly Operations Report for
Planning & Regulatory Services -
August 2019**

Meeting Date: 24 September 2019

Attachment No: 1

MONTHLY OPERATIONS REPORT

PLANNING & REGULATORY SERVICES

PERIOD ENDED AUGUST 2019



1. Operational Summary

Local Laws

Puppy/Dog Microchipping & Vaccination Drive

With the success of the last Microchipping & Vaccination Drive a second such programme is currently been planned to encourage owners of dogs, specifically puppies, to have their dog microchipped and vaccinated. The program will run over spring and summer which is the peak puppy season to protect against the three core life-threatening viruses: parvovirus, distemper and infectious hepatitis.

This will be a joint initiative of Rockhampton Regional Council, the charity Paws for a Purpose and supporting veterinary service providers in the Rockhampton Region.

The program is scheduled to commence in October 2019 and will operate on a voucher system aimed at Rockhampton Regional Council residents that are an eligible holder of a Queensland Pensioner Concession Card issued by Centrelink such as Commonwealth Seniors Health Card, Pensioner Concession Card, Health Care Card and Newstart Allowance.

Microchipping will be a mandatory requirement unless the puppy/dog has been microchipped prior.

Education & Promotions

Six 'Part of the Pack' sessions were delivered at three venues during the month of August 2019. This program has now reached 245 students since its launch in May of this year.

The unit had an information stall and display at the Mount Morgan Show and also participated in the Good Neighbour Street Campaign in Norman Gardens. This campaign was held in conjunction with Waste & Recycling, Fitzroy River Water and Health & Environment.



Development Engineering

The Stormwater Management Plan and Flood Investigation Report has now been finalised for The Gardens Estate off German Street. The site will be released to the market in the near future by administrators.

The Capricorn Municipal Development Guidelines review is continuing in preparation for the steering committee meeting to be held in September. A number of guidelines and standard drawings are being reviewed in consultation with industry.

Development Assessment

An expression of interest was sent to planners throughout the region to gauge interest in participating in the organising committee for the Planning Institute of Australia QLD State Conference in 2021, being held in Rockhampton. The role of the committee will be to help facilitate the successful delivery of the conference. Strong interest was received to participate.

The assessment and processing of all planning applications in August have been within legislative timeframes. Development Advice Centre lodged a total of 87 applications for building, plumbing and planning in August compared to 64 applications in July.

Health & Environment

Environment and Public Health

Environmental Health Officer's attended the Rockhampton Cultural Festival and inspected 16 Food Vendors. The unit also participated in the Good Neighbour Street Campaign held in Norman Gardens.

Pest Management

The Wild Dog Advisory Group met in August and included local stakeholders, Cr Smith and John Reeve from Biosecurity Queensland. Baiting dates were set and landholders shared updated on their responsible regions.

Pest Management Officers attended Mount Morgan Show on 10 August 2019.

Rabbit control activities has continued at the Southside Cemetery. The site initially had 37 burrows. Following two rounds of control activities, recent inspections show a reduction to six burrows.

Vector Management

Vector Management Officers displayed the Argo, fact sheets and merchandise bags at the Mt Morgan Show on 10 August 2019.

Officers also attended the CQU BBQ Breakfast Men's Shed Expo with 20 exhibitors and displayed mosquito light traps and our backdrop demonstrating common vermin breeding areas around suburban homes.



V1 | Monthly Operations Report for Section

Building, Plumbing & Compliance

The unit has issued its first Newsflash providing updates, news and changes within Council and the industry to key stakeholders. Stakeholders will have received the Newsflash in their inbox and in the broader community via handout at various locations within the Rockhampton region.

The unit provided support to organise and made a presentation at the Professional Plumbers Association forum in Rockhampton. The presentation provided information regarding the new Plumbing Regulations and Plumbing Standards.

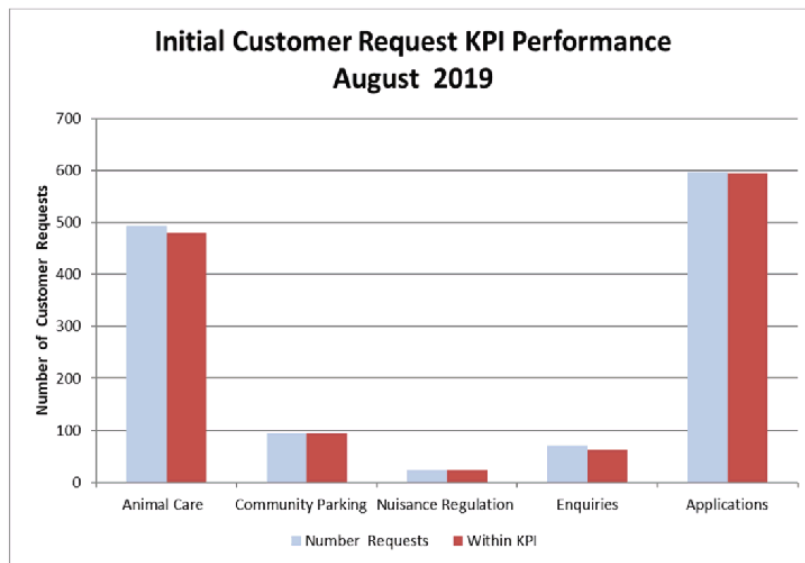
2. Customer Service Requests

The Planning and Regulatory Services section has received in the vicinity of 10,178 customer requests from January 2019 to date. Of these, 9,448 have been completed giving an average completion rate of 92% across the spectrum of operations.

Local Laws

- The Local Laws unit received 1,337 requests in August resolving 967 requests during the period.
- Response times for completing customer requests in this reporting period of August 2019 are within the set timeframes for our KPIs.
- 213 wandering and restrained for collection customer requests were received during the month with 173 of these resolved.
- 545 Dog registration amendment applications received with 431 of these processed.

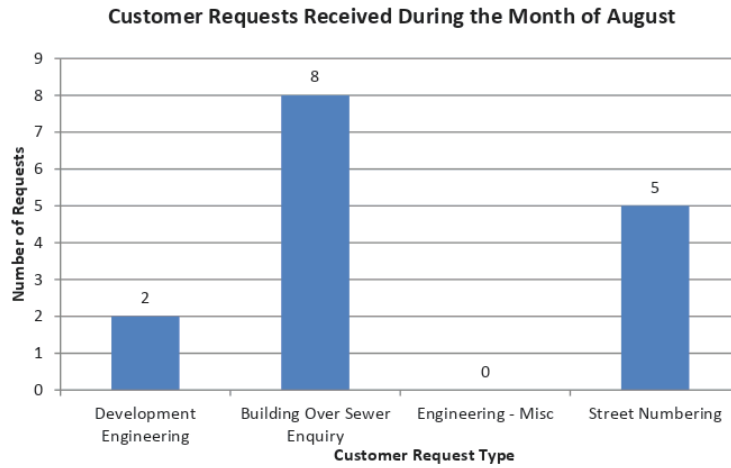
Graph 2.1



Development Engineering

Response times for completing customer requests in this reporting period are within set timeframes. A number of CRs required investigation however; frequent contact was maintained with the customers.

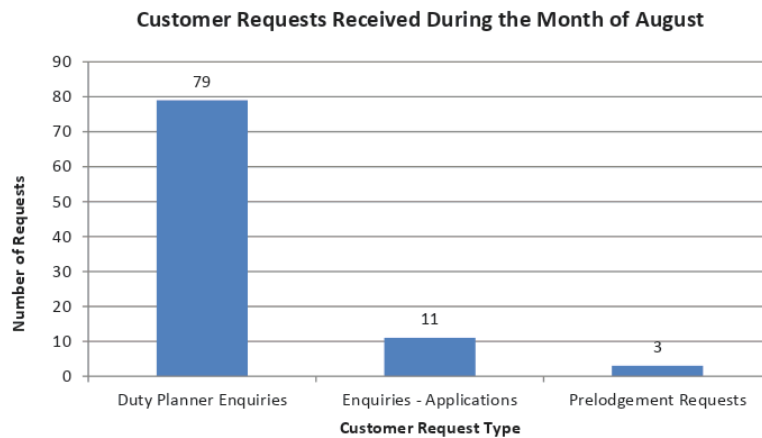
Graph 2.2



Development Assessment

The unit received 93 customer requests and duty planner enquiries during August. Of these all have been completed as at 1 September 2019. Response times for completing customer requests in this reporting period are within set timeframes.

Graph 2.3

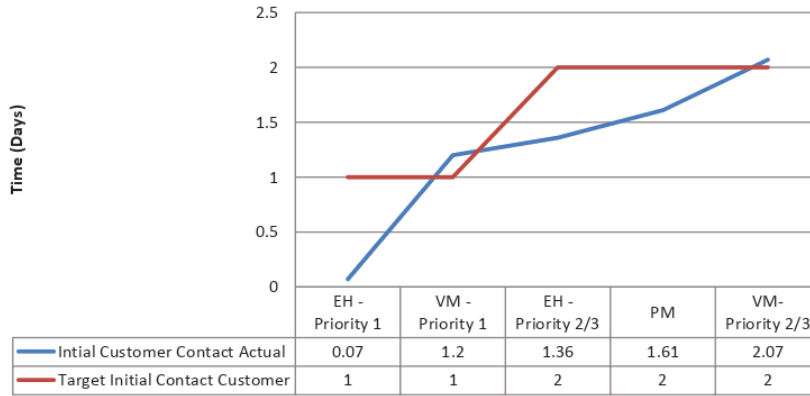


Health & Environment

Environmental Health have responded to 94 requests during August, the majority were completed within the customer service timeframes. Vector had a large number requests received after hours on a Friday afternoon, this increased the time taken to contact the customer. The most common requests continued to be food enquiries, pest plant and pest animal complaints.

Graph 2.4

Average Time to Contact Customer - All Enquiries and Complaints

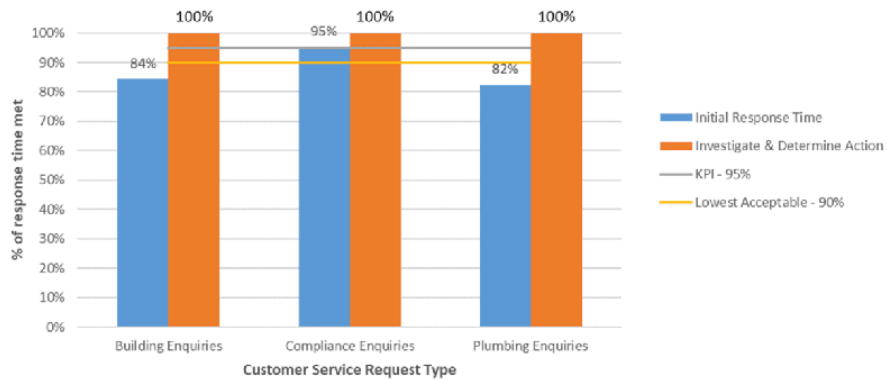


Building, Plumbing & Compliance

The unit have had another busy month with 125 customer requests received during the month. Of these, 81% were completed. The service level KPIs have been met for the investigation and action stages. However the initial response times have fallen short during the period; this is due to unforeseen staff absences during the reporting month.

Graph 2.5

Customer Service Request Service Levels




3. Capital Projects

Details of capital projects not reported regularly to Council or a particular Committee in other project specific report updates as at period ended August – 0.16% of year elapsed

In terms of scope, schedule and budget, the project is:




		
on track	generally on track, with minor issues	off track

Project	Planned Start Date	Planned End Date	On Track	Budget Estimate	YTD actual (incl committals)
Office Fitout – Level 2 Walter Reid Cultural Centre	June 2019	October 2019		\$180,000	\$101, 479.77
Tender has closed and contract awarded to the successful applicant. Construction to begin in early September 2019.					

4. Operational Projects

As at period ended July – 0.16% of year elapsed.

In terms of scope, schedule and budget, the project is:

		
on track	generally on track, with minor issues	off track

Project	Planned Start Date	Planned End Date	On Track	Comment	Budget Estimate	YTD actual (incl committals)
Local Laws						
<i>Issuing of Dog Registration Renewals</i>	<i>May 19</i>	<i>Nov 19</i>		<i>In Progress</i>	<i>\$20,605</i>	<i>\$18,016.05</i>
Development Engineering						
<i>Mobile Inspections</i>	<i>Commenced</i>	<i>Sept 19</i>		<i>In Progress</i>	<i>Operational</i>	<i>Within Budget</i>

5. Budget

Financial performance is as expected for the reporting period.

End of Month Budget Management Report - (Operating Only) - PLANNING AND REGULATORY SERVICES



As At End Of August

Report Run: 06-Sep-2019 10:59:57 Excludes Nat Accts: 2302,2914,2917,2924

	Adopted Budget	Actuals	EOM Commitments	Total	Variance	On Target
	\$	\$	\$	\$	%	16.7% of Year Gone
<i>Development Engineering</i>						
Revenues	0	(102)	0	(102)	-	
Expenses	1,148,258	180,655	5,968	186,624	15.7%	
Transfer / Overhead Allocation	(449,509)	(60,859)	0	(60,859)	10.0%	
Total Unit: Development Engineering	698,669	99,635	5,968	105,603	14.3%	
<i>Development Assessment</i>						
Revenues	(741,012)	(65,730)	0	(65,730)	12.5%	
Expenses	1,761,147	274,943	27,581	252,524	12.8%	
Transfer / Overhead Allocation	31,212	(12,653)	0	(12,653)	-40.5%	
Total Unit: Development Assessment	1,051,348	116,559	27,581	144,140	11.1%	
<i>Building, Plumbing and Compliance</i>						
Revenues	(519,901)	(122,641)	0	(122,641)	23.6%	
Expenses	1,170,295	182,304	2,786	185,091	15.6%	
Transfer / Overhead Allocation	(140,206)	(20,624)	0	(20,624)	19.3%	
Total Unit: Building, Plumbing and Compliance	502,108	31,040	2,786	33,876	6.2%	
<i>Health & Environment</i>						
Revenues	(104,107)	(36,594)	0	(36,594)	19.5%	
Expenses	2,484,787	325,558	106,365	431,923	13.1%	
Transfer / Overhead Allocation	360,558	32,788	0	32,788	0.1%	
Total Unit: Health & Environment	2,661,237	321,751	106,365	428,117	12.1%	
<i>Local Laws</i>						
Revenues	(1,149,192)	(207,211)	0	(207,211)	18.0%	
Expenses	3,004,470	440,836	214,761	555,598	14.7%	
Transfer / Overhead Allocation	257,367	36,821	0	36,821	14.3%	
Total Unit: Local Laws	2,112,645	270,445	214,761	485,207	12.8%	
<i>Planning and Regulatory Services Management</i>						
Revenues	(15,000)	0	0	0	0.0%	
Expenses	462,495	88,337	21,664	110,001	19.1%	
Transfer / Overhead Allocation	0	25	0	25	-	
Total Unit: Planning & Regulatory Services Management	447,495	88,361	21,664	110,026	19.7%	
Total Section: PLANNING & REGULATORY SERVICES	7,473,502	927,791	379,126	1,306,917	12.4%	

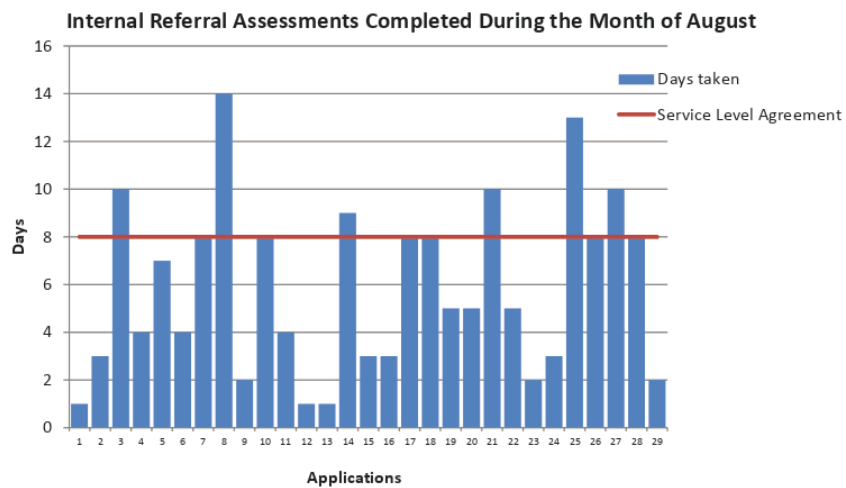
Comments

The Planning & Regulatory Services budget is on track for the year. The Building, Plumbing & Compliance unit have experienced an increase in plumbing applications received during August resulting in higher than expected revenue for the month.

6. Section Statistics

Development Engineering			
Service Level	Target	Current Performance	Service Level Type
Development MCU, ROL completed in 8 days	90%	77%	Operational
Development Operational Works completed in 8 days	90%	75%	Operational

Graph 6.1

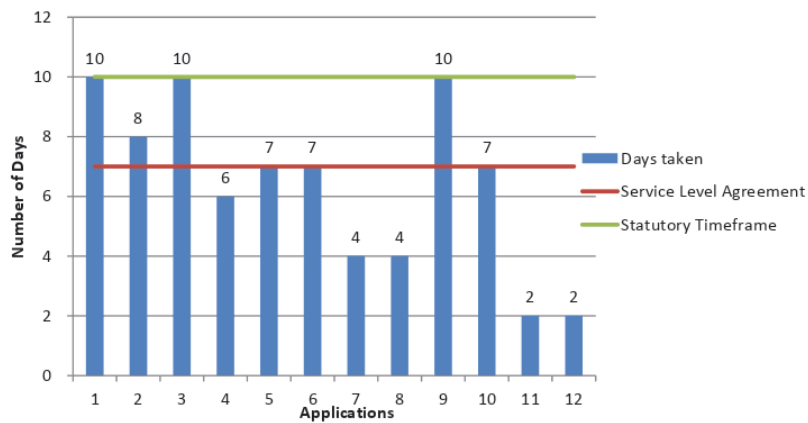


29 referrals to the unit were assessed during the month, these consisted of 16 Operational Works applications and 13 MCU/ROL applications. Six of the 29 applications were responded to outside the unit’s KPI of 90% within eight business days. This is due to insufficient information being provided by the applicant as part of the response to the further information request and Council Officers requiring additional information be provided before conditions can be recommended. It is noted that all applications that were outside the unit’s KPI have complied with the statutory timeframes per the *Planning Act*.

Development Assessment			
Service Level	Target	Current Performance	Service Level Type
Confirmation Notices (where required) sent out within 10 business days of applications lodged	100%	100%	Statutory
Information Requests (where required) sent out within timeframes required under SPA and PA	100%	100%	Statutory
Decisions are made within timeframes required under SPA and PA	100%	93%	Statutory
Decision notices are issued within 5 business days of the decision being made	100%	100%	Statutory

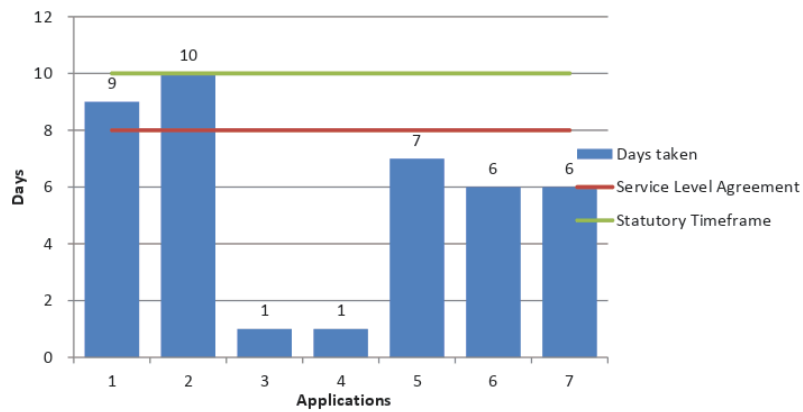
Graph 6.2

Confirmation Notices Issued During the Month of August



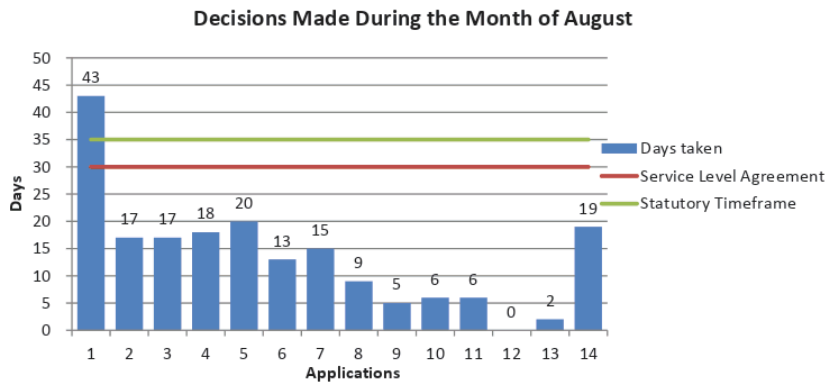
Graph 6.3

Information Request Issued During the Month of August



V1 | Monthly Operations Report for Section

Graph 6.4



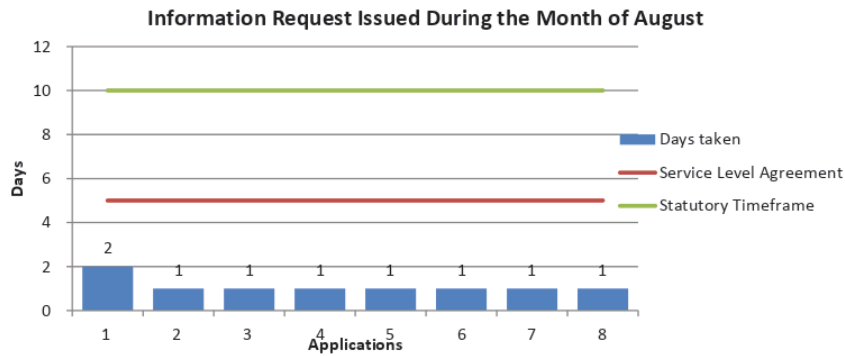
All but one decision went out within the 35 business day timeframe. This application for a Telecommunications Tower took 43 days and was extended by agreement in accordance with the *Planning Act 2016*.

Building			
Service Level	Target	Current Performance	Service Level Type
Action notices and confirmation notices (where required) sent out within 10 business days of applications being lodged	100%	100%	Statutory
Information requests (where required) sent out within timeframes under <i>Planning Act 2016</i>	100%	100%	Statutory
Building approvals – decisions are made within a 35 business day timeframe	100%	93%	Statutory

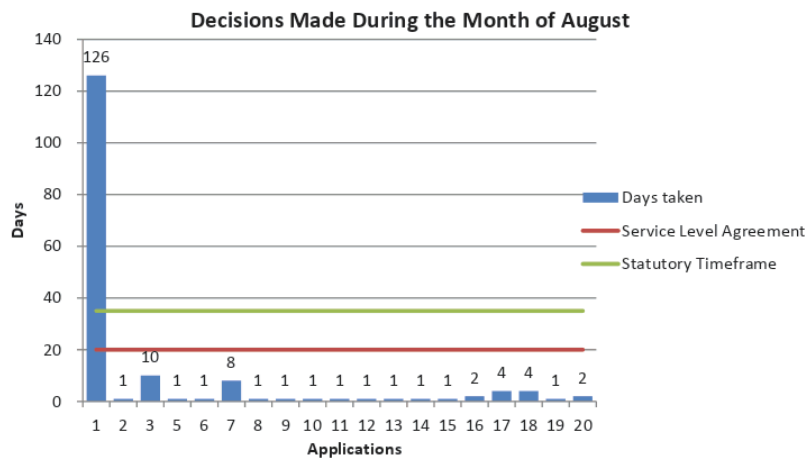
Building Applications

Building applications and Information requests were completed within service level agreed timeframes with one exception, the application taking 126 days; this was an agreed extension to allow for an earthworks application. The Referral Applications were completed within service level agreed timeframes.

Graph 6.5

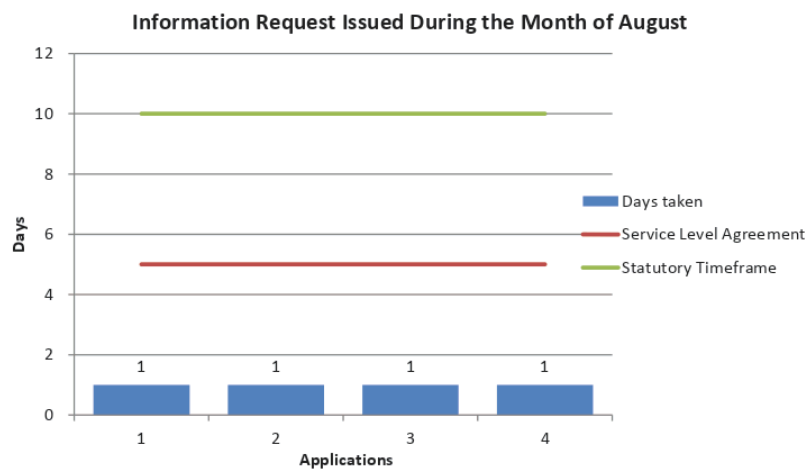


Graph 6.6

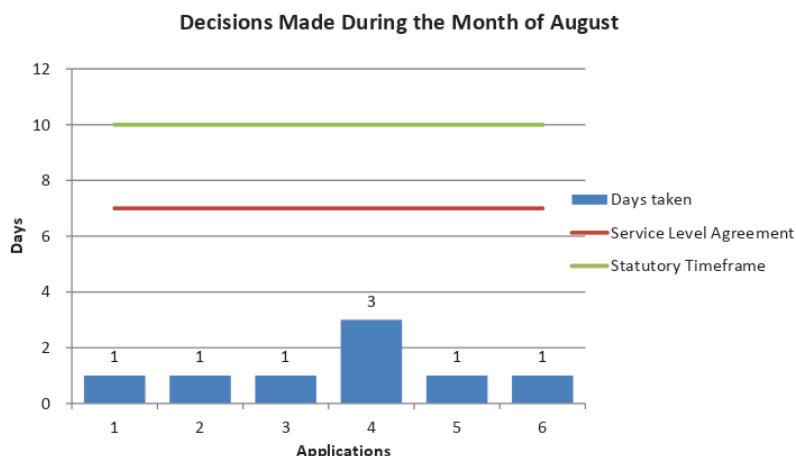


Referral Agency Applications

Graph 6.7

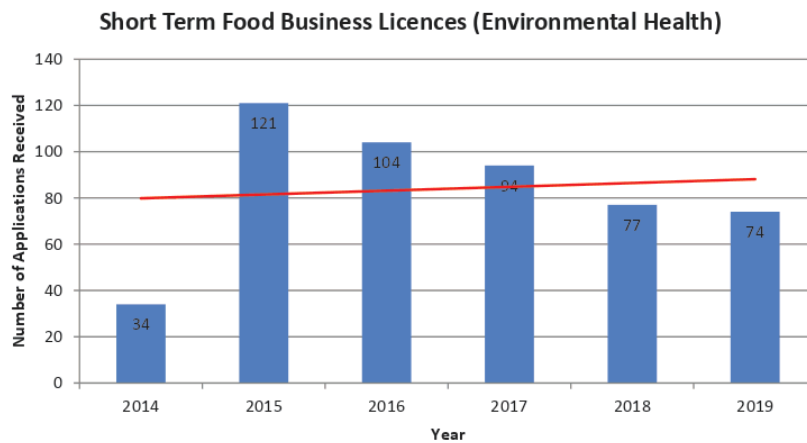


Graph 6.8



Health and Environment			
Service Level	Target	Current Performance	Service Level Type
Annual inspection of licensed food businesses undertaken	462 premises	13%	Operational
Annual inspection of licensed businesses that provide higher risk personal appearance services undertaken	16 premises	19%	Operational
Annual inspection of devolved licensed environmentally relevant activities undertaken	6 premises	0%	Operational
Applications/Inspections Received	Aug 19	Comments	
Number of Food Business Licence Applications	2	Both approved in August	
Number of Short Term Food Business Licence Applications	9	4 Approved in August 1 Withdrawn 5 Under assessment	
Number of Mobile Food Business Licence Applications	1	Approved in August	
Total Number of Approved Food Business Licences	457		
Licences/Inspections	Financial YTD	Comments	
Total Number of Annual Inspections for Food Business Licences undertaken	62		
Program Activity	Dates/s Held	Inspections	Comments
Surveillance Program - August	16 – 30 Aug 2019	58	Top three prevalent invasive species identified; Prickly Acacia – 34% Rubbervine – 14% Lantana – 12%
Surveillance Program Entire Program to Date	16 Aug 2019 – To date		

Graph 6.9



Development Engineering

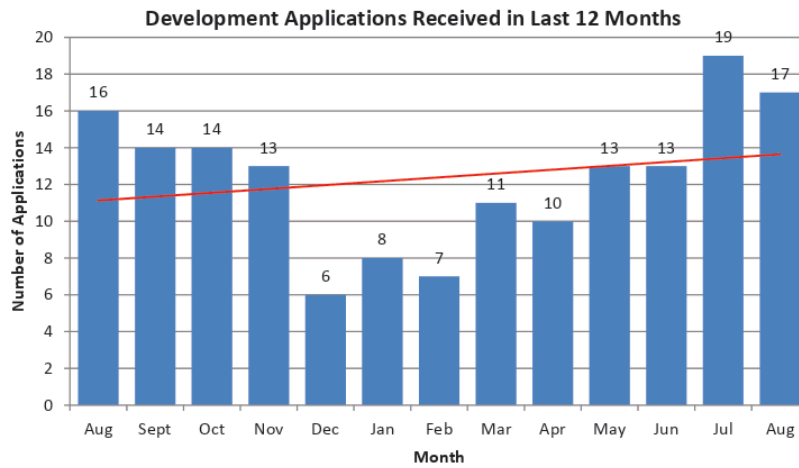
Description	July 19	Aug 19			Financial YTD
MCU & ROL referrals completed	13	13			26
Op Works referral completed	11	16			27
Total Completed	24	29			53

This total includes referrals for all Operational Works, MCU/ROLs and As-constructed Plans but also responses to information requests made for applications previously submitted, survey plans and compliance checks of conditions of approvals.

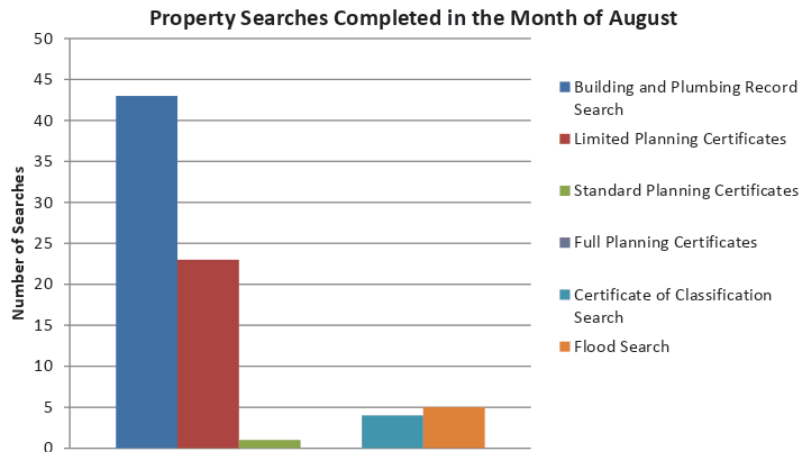
Development Assessment

Description	July 19	Aug 19			Financial YTD
New Applications	16	16			36
Request to Change Applications	3	1			4
Development Incentives Applications	0	0			0
Total Received	19	17			36
Total Decided	13	14			27

Graph 6.10



Graph 6.11



Building

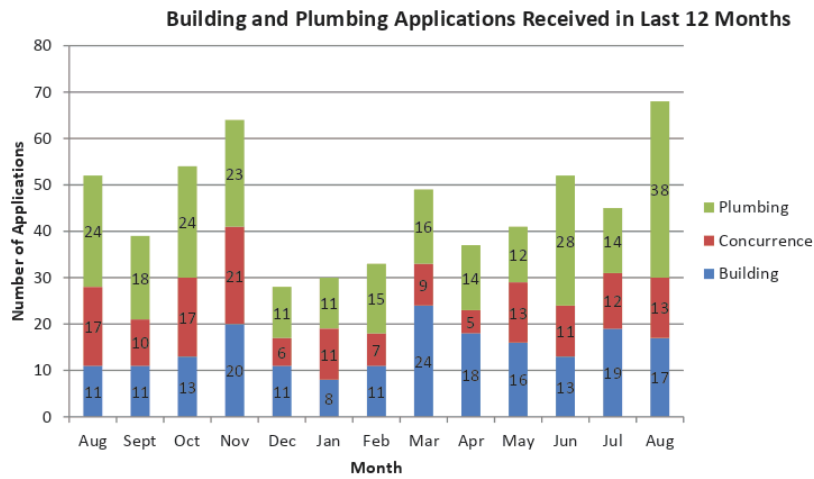
Description	July 19	Aug 19			Financial YTD
Concurrence Applications	12	13			25
Building Works	19	17			36
Total Received	31	30			61
Total Decided	33	25			58

Plumbing

It should be noted that there has been a significant increase in new applications in the last month. This is usually an indicator of an increase in new buildings.

Description	July 19	Aug 19			Financial YTD
New Applications	14	38			52
Total Decided	20	22			42

Graph 6.12



Local Laws

Registered Dogs

Description	July 19	Aug 19			Financial YTD
New Dogs Registered	274	621			895
Dog Registration Renewals	4,164	11,854			16,018
Total	4,438	12,475			16,913

Declared Dogs

Description	July 19	Aug 19			Financial YTD
Dangerous Dogs	2	0			2
Menacing Dogs	0	2			2
Restricted Dogs	0	0			0

Infringements Issued

Description	July 19	Aug 19			Financial YTD
Parking Infringements	386	945			1,331
Animal Infringements	25	12			37
Local Law Infringements	1	4			5
Total	412	961			1,373

8.3 DECISIONS UNDER DELEGATION - AUGUST 2019

File No: 7028
Attachments: Nil
Authorising Officer: Karen Moody - Acting Manager Planning and Regulatory Services
 Colleen Worthy - General Manager Community Services
Author: Tarnya Fitzgibbon - Coordinator Development Assessment

SUMMARY

This report outlines the properly made development applications received in August 2019 and whether they will be decided under delegation or decided by Council.

OFFICER'S RECOMMENDATION

THAT this report into the applications lodged in August 2019 be received.

BACKGROUND

Matters are referred to Committee for decision where:

- Refusals;
- The development is inconsistent with the intent of the zone;
- Submissions are received during the notification period.

The following properly made applications were received in August 2019. They will be decided in the following manner:

Application type	Applicant	Address	Decision
D/68-2019 – MCU for Dwelling House	BM Byrnes and N Byrnes	14 Stoneybrook Court, Frenchville	Already decided under delegation
D/69-2019 – Operational Works for Earthworks. The primary approval is a Preliminary Approval for a MCU overriding the planning scheme for residential use and open space and ROL (86 lots)	JM Watts	2 Farm Street, Kawana	Delegation
D/70-2019 – ROL (3 lots into 2)	SM Cunningham and SJ Heyer	288 and 308 Rockonia Road, Koongal	Already decided under delegation
D/71-2019 – ROL (2 into 2 lots)	G Demedio and Diammara Pty Ltd	998-1002 and 1014 - 1016 Yaamba Road, Parkhurst	Delegation

D/72-2019 – Operational Works for Prescribed Tidal Works – Concrete Fishing Platform. There is no primary approval.	Rockhampton Regional Council	Lot 60 Glenmore Road, Park Avenue	Delegation
D/73-2019 – Operational Works for Prescribed Tidal Works – Concrete Fishing Jetty. There is no primary approval.	Rockhampton Regional Council	338 and 352 Lakes Creek Road, Koongal	Delegation
D/75-2019 – Operational Work for Prescribed Tidal Works for Stormwater Drainage Infrastructure (Levee). There is no primary approval.	Rockhampton Regional Council	104 Wharf Street and 256 Murray Street, Depot Hill	Delegation
D/76-2019 – ROL (3 into 2 lots)	FR Titmus and RT Titmus	22, 26 and 87 Edwards Road, Pink Lily	Delegation
D/77-2019 – ROL (2 into 2 lots)	N Howkins and C Butler	162 Twelve Mile Road, Marmor	Delegation
D/78-2019 – MCU for High Impact Industry (Poultry Abattoir)	G Emmert	56 Emmert Lane Ridgeland	Committee
D/79-2019 – Operational Works for Sewerage Infrastructure. The primary approval is for Riverside Estate Stages 5-7, 8A and 8B (one lot into 93 lots plus public use land).	D Bell	5 and 7 Tomtit Avenue, Parkhurst	Delegation
D/80-2019 – ROL (3 lots into 3 lots)	RG Hunt	83 Thorn Street, Berserker	Delegation
D/81-2019 – ROL (2 into 2 lots)	G Halberstater	Lot 472 Cherryfield Road, Gracemere	Delegation
D/82-2019 – MCU for Health Care Services	PA Peirano and HJ Peirano	140 William Street, Rockhampton City	Committee
D/83-2019 – MCU for High Impact Industry and Environmentally Relevant Activity (asphalt manufacturing)	Colas Queensland Pty Ltd	59793 Bruce Highway, Midgee	Committee

For some matters it is not possible to determine if they will go to Committee until the notification period ends. If there have been submissions the application will go to Committee to be decided.

CONCLUSION

This report outlines the applications received in August 2019 and the manner in which they will be decided.

9 NOTICES OF MOTION

Nil

10 URGENT BUSINESS/QUESTIONS

Urgent Business is a provision in the Agenda for members to raise questions or matters of a genuinely urgent or emergent nature, that are not a change to Council Policy and can not be delayed until the next scheduled Council or Committee Meeting.

11 CLOSURE OF MEETING